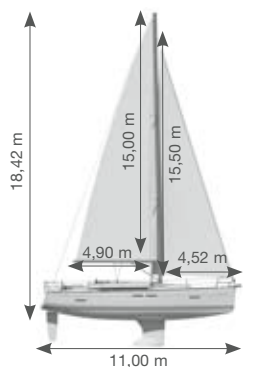




# Sun Odyssey 419

## SPECIFICATIONS



Overall length	<b>12,34 m / 40'5"</b>
Overall Length with Bowsprit	<b>12,76 m / 41'10"</b>
Hull length	<b>11,99 m / 39'4"</b>
Waterline length	<b>11,00 m / 36'1"</b>
Beam	<b>3,99 m / 13'10"</b>
Displacement light load with deep draft keel	<b>7860 kg / 17328 lbs</b>
Standard keel draft	<b>2,10 m / 6'10"</b>
Standard keel weight	<b>2260 kg / 4982 lbs</b>
Shoal keel draft	<b>1,55 m / 5'1"</b>
Shoal keel weight	<b>2470 kg / 5445 lbs</b>

CE category	<b>A8 / B9</b>
Fuel capacity	<b>200 L / 53 US gal</b>
Water capacity	<b>330 L / 87 US gal</b>
Fridge capacity	<b>185 L / 49 US gal</b>
Holding tank capacity	<b>80 L / 21 US gal</b>

Architect/Designer **Philippe Briand / Jeanneau Design**

Standard mainsail horizontally-cut in high-quality dacron **43,50 m<sup>2</sup> / 468 Sq ft**

Standard headsail 106% horizontally-cut in high-quality dacron **32,5 m<sup>2</sup> / 350 Sq ft**

## AN EXCEPTIONAL LEVEL OF EQUIPMENT

### EXTERIOR

#### Sailing features

- High aspect ratio rig
- Harken genoa tracks
- Harken winches
- Harken deck hardware
- Aluminium classic mast and boom
- Semi full-batten main and furling genoa with UV protection
- Standing rigging discontinuous stainless steel wire
- Lazy bag and lazy jacks
- Sheets lead back to the helm – German sheeting
- Wide selection of optional sails

#### Construction

- Hull solid, hand-laid fibreglass, ISO gelcoat surface, protective barrier coat
- Structure 3<sup>rd</sup> generation inner fibreglass grid, high-load zones cut out and relaminated, drainage system through structure, special emergency repair zone in keel area
- Deck Prisma Process<sup>®</sup> injected deck, ISO gelcoat surface, discontinuous balsa block coring – 30% weight savings as compared to traditional decks

### Cockpit

- Cockpit with dedicated sail handling areas
- Multi-function cockpit table
- Leather-covered steering wheels
- Full-beam, fold down swim platform
- Telescopic swim ladder

### Deck

- Flush deck hatches
- Long acrylic deck windows with GRP eyebrow
- Inboard shrouds for easier access forward

### INTERIOR

- One-level interior with no door sills
- Leather-wrapped handrails
- Direct and indirect LED lighting
- Large, double berths
- Fully-upholstered hull sides and ceiling
- Numerous choices of interior decor
- Large storage spaces, seaworthy with fiddles

### Chart table

- Large nav desk with leatherette lining and interior storage for a portable computer

### Galley

- Double stainless steel sinks
- 2-burner stove with oven
- Fridge 185L / 49 US Gal with top access to better maintain the cold air

### Woodwork

- Woodwork in Alpi teak
- UV stabilised varnish
- Light oak laminate floorboards
- Numerous solid wood mouldings

### TECHNICAL

#### Electrical

- 12V electrical panel
- Battery Exide Dual Marine
- 125A alternator and charge distributor/isolator
- Positive and negative battery cut-off switches to better protect battery banks

#### Water systems

- Hot water heater 40L/ 11US gal
- "Heavy-duty" water pump

#### Engine

- Sail Drive
- Fixed 3-blade propeller
- Sound insulation 40 mm / 1 1/2" thick

## TRIM LEVELS AND PACKAGES

TRIM LEVEL	PREMIERE	PREFERENCE
Midship cleats	✓	✓
Luxury 2-burner stove with oven and grill in stainless steel	✓	✓
60A multi-phase battery charger	✓	✓
Electric windlass 1000w combination rope and 10mm chain	✓	✓
2 Additional 115ah house batteries	✓	✓
220V shorepower with plugs at chart table, in the galley and cabins	✓	✓
Shades for hatches and ports and screens for hatches	✓	✓
GRP bowsprit with integrated anchor roller	✓	✓
Led navigation lights	✓	✓
Plexiglass shower door in head	✓	✓
Hot and cold cockpit shower	✓	✓
Vertical access door to fridge compartment		✓
Indirect lighting in saloon		✓
Fusion RA205 with bluetooth		✓
Speakers in the saloon		✓
Speakers in the cockpit		✓
Lifeline gates		✓
1 Electric coachroof winch 1 x harken 40.2 12V self-tailing in place of standard winch to port		✓

### NAVIGATION PACK

- Harken 40.2 self tailing winch on starboard coachroof with additional winch handle
- Spinnaker deck fittings with Spinlock jammers
- Rigid boom vang
- Halyard bags in the cockpit
- Windex 15"

### PERFORMANCE PACK

- Flex-o-fold 3-blade, folding propeller
- Dyneema® low-stretch halyards for main and genoa
- Dyform discontinuous standing rigging

## EQUIPMENT

### ARCHITECTURE

- Hull chine for improved stability and speed
- Long waterline for better speed while sailing and under power
- L-shaped cast iron keel less exposed to seaweed and lines
- High ballast-to-weight ratio
- Balanced rudder with composite shaft

### SAILS

#### Standard

- Horizontally-cut in high-quality Dacron Semi full-batten mainsail with 2 auto reefs 43.50 m<sup>2</sup>/533 Sq ft
- Furling Genoa 106% with UV protection 32.5m<sup>2</sup> / 447 Sq ft
- Lazy bag with offset zipper in Sunbrella® Taupe with integrated lazy jacks

#### Options

- Performance genoa 140% with UV protection in triradial cut mylar/taffeta 46.1 m<sup>2</sup> / 589 Sq ft
- Performance genoa 106% with UV protection in triradial cut mylar/taffeta 32.5 m<sup>2</sup>/447 Sq ft
- Self-tacking jib with UV protection in triradial cut mylar/taffeta laminate 28.2 m<sup>2</sup> / 380 Sq ft
- Performance, full-batten mainsail in triradial cut mylar/taffeta 43.5 m<sup>2</sup>/533 Sq ft
- In mast furling horizontally-cut in high-quality dacron 34.2m<sup>2</sup>/423 Sq ft
- Code 0 in triradial cut mylar/aramid laminate 70 m<sup>2</sup>/822 Sq ft, with continuous line furler

### SAIL HANDLING

#### Standard

- Harken genoa tracks with adjustable lead cars (located on the coachroof)
- Mainsheet traveller roof-mounted traveller with ball-bearing cars, control lines lead aft to cockpit
- Spinlock jammers
- Mainsheet and genoa sheet lead back to helm station with Spinlock jammers
- Coachroof winch 1 x Harken 40.2ST
- Genoa winches 2 x Harken 46.2 self-tailing winches for easy use at the helm stations
- Winch handle 1 x Harken handle with ball-bearing grip

#### Options

- Genoa tracks for large, overlapping headsail, adjustable Harken lead cars (located on the side decks)
- Self tacking jib ball bearing track on coachroof
- Asymmetrical spinnaker gear: halyard, 2 sheets, tack line lead forward on deck, blocks
- Harken "Rewind" electric genoa winches 2 x 46.2 winches that can sheet-in and sheet-out electrically
- Genoa winches 2 x Harken 50.2 ST

### MAST AND RIGGING

#### Standard

- Classic mast aluminium with double spreaders, deck-stepped
- Backstay double
- Genoa furler with double slot, furling line lead aft to port helm winch
- Running rigging topping lift, mainsail halyard, genoa halyard, mainsheet, genoa sheets in polyester
- Standing rigging discontinuous 1x19 stainless steel wire

#### Options

- Furling mast aluminium with double spreaders, deck-stepped
- Backstay adjustable via mechanical adjuster

## COCKPIT

### Standard

- Cockpit table folding table with storage, cup holders, stainless steel handrail, courtesy lighting, 12v plug
- Teak inlay on cockpit bench seating
- Cockpit lockers 2 lockers under bench seats and 1 lazette locker under the port helm seat for technical access to steering system
- Liferaft locker located in dedicated compartment 90x54x34 cm / 2'11"x1'9"x1'1"
- Line lockers under helm seats for lines from the primary winches, location for deck fills, cockpit speakers and shorepower inlet
- Gas locker located in lazette under starboard helm seat, for 2 gas bottles with connection to gas system and cut-off valve under stove in the galley
- Wheels 2 leather-covered steering wheels with compasses at each steering position and stainless steel grabrails
- Emergency tiller delivered with the boat, fitting in cockpit floor
- Instrumentation dedicated space for instruments within easy reach of helm positions, room for GPS chartplotter mounted at aft end of cockpit table with easy viewing from each helm
- Engine controls throttle and engine control panel mounted at starboard helm, engine panel includes, RPM gauge, warning lights, ignition
- Full-beam, fold down swim platform with telescopic swim ladder

### Options

- Full-beam, fold down swim platform with telescopic swim ladder
- Solid teak cockpit table with all the same functions of the standard table, but with wooden leaves
- Cockpit table cover Sunbrella® Taupe (with or without GPS)
- Teak cockpit floor inlay
- Black, composite steering wheels
- Steering wheel covers Sunbrella® Taupe with zips for easy removal
- Cockpit sprayhood wide Sunbrella® Taupe with vinyl windscreen with zip-out middle window for ventilation, retractable
- Cockpit bimini Sunbrella® Taupe with stainless steel bows, retractable with storage cover
- Cockpit cushions Sunbrella® Sling Taupe

## DECK HARDWARE

### Standard

- Bow pulpit stainless steel
- Stern pulpits stainless steel with buoy bracket and emergency ladder
- Lifelines double level of stainless steel lifelines,
- Toerail
- Cleats 4 x aluminium mooring cleats forward and aft
- Stainless steel handrails on coachroof
- Anchor locker
- Anchor roller single stainless steel fitting
- Fixed windows along coachroof
- Opening ports (2) integrated into fixed windows
- Fixed hull ports (8)
- Opening ports in cockpit (2)
- Opening deck hatches (6)

### Options

- Windlass control second windlass control mounted in cockpit with chain counter
- Mooring kit fenders and docklines
- Teak decks
- Bow platform with telescopic, stainless steel access ladder
- Outboard engine bracket mounted on stern pulpit
- Wood rubrail for hull protection
- Anchoring kit Delta anchor 20kg/44lbs, 32m (104') of 10mm chain and 45 m (147') of 18mm line

## LIGHTING

### Standard

- Direct and indirect LED lighting in saloon and cabins
- Reading lights in cabins
- Chart light mounted at nav station

## ELECTRICAL

### Standard

- Electrical panel with 12v breakers, 220v breakers, 12v voltmeter
- 1 12v plug per cabin and at the chart table
- Domestic battery bank capacity, 2 x 115 A/H 12V
- Engine start battery capacity, 1 x 110 A/H 12V
- 12 v alternator output: 125A
- Positive battery switch for engine and domestic bank and general cut-off switch
- Charging distributor and isolator

### Options

- Solar panel on coachroof with charging relay

## PLUMBING

### Standard

#### FRESH WATER

- Pressurised water distributed through-out the boat via semi-rigid hose
- "Heavy-duty" water pump (19 l/5US gal/mn), accumulator tank for consistent water pressure
- Chromed faucets with shower fittings in heads
- 40 litre / 11 US Gal hot water tank that is connected to engine heat exchanger and 220v system
- Digital water level display

#### GREY AND BLACK WATER

- Large manual pump marine toilets
- 80 litre / 21 US Gal holding tank with gravity drain and deck fitting

### BILGE

- Shower sumps equipped with individual electric pumps with filters and on-off switches
- Manual bilge pump in the cockpit and electric bilge pump with float switch

### GAS

- Gas detector

### Options

- Extra fresh water tank 200L / 53 US Gal located under aft starboard berth
- Electric Quiet-Flush toilets in place of standard

## ENGINE

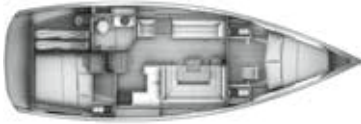
### Standard

- Engine Yanmar 3JH5CE Sail-Drive - 40 HP / 29.4KW - Alternator 125A
- Insulation: foam 40 mm / 1 ½", with fire-retardant film
- Fuel/water separator
- Built-in muffler, air ventilation and stainless steel exhaust fitting
- Fixed 3-blade propeller
- GRP rudder


### Option

- Engine Yanmar 4JH45CR Common Rail 45 HP (33KW) Sail-Drive
- Bow thruster with 2 extra batteries, tunnel moulded into the hull

## LAYOUTS




**Version A**  
1 forward cabin, 1 aft cabin,  
1 head compartment



**Version B**  
1 forward cabin, 1 aft cabin,  
2 head compartments



**Version C**  
1 forward cabin, 2 aft cabins,  
1 head compartment



**Version D**  
1 forward cabin, 2 aft cabins,  
2 head compartments

### INTERIOR

#### Woodwork

- Alpi Teak interior laminated panels with solid wood trim around galley, companionway and cabinetry, finished in satin UV stabilised varnish
- Fully-upholstered hull sides and ceiling
- Light oak laminate floorboards

#### Options

- Dark Oak laminate floorboards
- Teak and holly laminate floorboards
- Woodwork in Alpi Light Oak with mouldings in solid Alpi Oak, UV stabilised varnish

#### Saloon

- Saloon with U-shaped seating area to starboard, cushions and storage under seating area
- Saloon dining table with wood fiddles, removable pedestal legs
- Storage cabinets along hull sides
- Companionway with wood steps and non-slip strips
- Hinged, plexiglass companionway door
- Lounge seating to port with plush cushions and upper storage cabinets

#### Options

- Luxury salon table with central bar unit, folding top, and sliding tracks to transform into double berth
- Saloon berth conversion kit

#### Chart table

- Central nav desk with leatherette lining and interior storage
- Full-featured electrical panel

#### Galley

- L-galley to starboard with glass separator between galley counter and seating area
- Double stainless steel sinks with covers, solid countertops, chrome plumbing fittings, storage cabinets and drawers
- Storage compartment for books and magazines built into the galley façade
- Gimballed 2-burner stove with oven with stainless steel protection bar
- Single fridge box with freezer area, wire baskets, 12v refrigeration and integrated compressor

#### Comfort

- Cushions in high-density foam
- Premium mattresses

#### Options

- TV antenna for masthead with amplifier
- TV LED 24" mounted on mast bulkhead with FUSION DVD player
- Air Conditioning 220 v 24000 BTU 2 units installed under saloon seating and in stern, vents in saloon, head compartments and forward and aft cabins control panel and thermostat
- Microwave 220v stainless steel
- Forced air heating 1 unit 5500 BTU Webasto® diesel heater installed in stern, vents in aft cabin, saloon and head compartments

#### Forward owner's cabin

(all versions)

- Forward cabin with double cabin
- Double berth with high-density foam 2.10x2.00m/6'10"x6'6"
- Cabinet with shelves and hanging rod (2 for versions A & C)
- White vinyl lining on hull with lateral wood shelf
- Private forward head compartment with sink, clothes hook, mirror, towel holder, toilet paper holder, cabinet above sink and electric drainage pump (only for versions B & D)

#### Option

- Desk/vanity with leatherette lining and fold-up mirror, reading light and chair with backrest (only for versions A & C)

#### Aft owner's cabin

(versions A & B)

- Double berth with high-density foam mattress 2.00 x 1.78m / 6'6" x 5'10"
- Cabinet with shelves and hanging rod
- White vinyl lining on hull with lateral wood shelf
- Large head compartment aft with sink, clothes hook, mirror, towel holder, toilet paper holder, cabinet above sink and electric drainage pump
- Stainless steel hanging bar for wet clothing
- Sail locker with lighting and 2 storage baskets, access from a door in the shower compartment and second access from the cockpit locker

#### Double aft cabin version

(versions C & D)

- Double berth with high-density foam mattress (2.00x1.57m / 6'6"x 5'1")
- Cabinet with shelves and hanging rod
- White vinyl lining on hull with lateral wood shelf
- Access to tankage
- Large head compartment aft with sink, clothes hook, mirror, towel holder, toilet paper holder, cabinet above sink and electric drainage pump
- Stainless steel hanging bar for wet clothing

## HEADROOM

Forward cabin	<b>1,84 m / 6'0"</b>	Saloon	<b>1,92 m / 6'3"</b>
Aft cabin(s)	<b>1,95 m / 6'4"</b>	Galley	<b>1,91 m / 6'3"</b>
Companionway	<b>1,94 m / 6'4"</b>		



JEANNEAU

